

PREFACE: We recommend our customers to provide drawings or description of their own inductors. Any document received will be used solely under the customer's orders and will receive strict confidentiality. We have devised the following part number system trying to cover the most common features of toroid inductors. Any feature not included should be specified and supported with a drawing and /or description.

C-XXXX-YYZZ-ABBCD-EE-FF

Wound Toroid (Core) _____

Indicates manufacturer's part number for the core _____

EXAMPLE -- Micrometals T-12-17 results in 1217

Wire gauge _____

Type of wire _____

S, H: Class 155° Copper - Polyurethane, NEMA Std. MW 80-C

Use **S** for Single coating or **H** for Heavy coating

(Add the letter that specifies the wire color right after letter **S** or **H**)

R: Red (Regular), **G:** Green, **N:** Natural(Transparent), ~~**B:** Blue (discontinued)~~

Examples: Single coating Red = **SR**, Heavy coating Green = **HG**

B: Class 105°, MW 29-C, Polyurethane, Self-Bonding overcoated.

Add **R** for Red, or **N** for Natural. Example: Self-Bondable Red = **BR**

P: Class 200° - Polyester, NEMA Std. MW 35-C

G: Gold Plated (Over Ni) Copper Wire (MILG45204 TYPE I)

SI: 99.9% pure Silver Wire

SP: Silver Plated Copper Wire -- ASTM B298 -- OFHC Copper

Winding Direction _____

C: Clockwise

A: Anti-clockwise

Number of Turns _____

Winding Separation _____

C: Close Wound (no separation between turns)

S: Spread - The separation between turns is made as even as possible

M: Multilayer

SP: Specified by customer (If this option is selected the next feature letter is Omitted and specified in customer's drawing/specs)

Winding Tightness _____

T: Tight (This is the regular option)

L: Loose (This is used when customer needs to adjust/calibrate the winding)

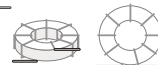
Lead configuration _____

00: Specified by Customer's Drawing

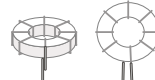
01: Surface mount aligned leads



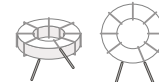
02: Surface mount leads, offset alignment



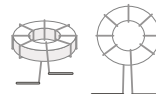
03: Through-hole, centered.....



04: Regular leads (No bending)



05: Suspended surface mount



Type of solder for tinning _____

LF: Lead Free Solder (RoHS Compliant) (Composition: Sn96.3Ag3.7)

NS: No Solder (No Tinning)

SP: Specified by customer, Includes specific lead bending.

NOTE: -Leads are tinned as close to the coil as possible, 0.4" long, unless otherwise specified.